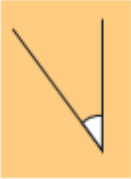


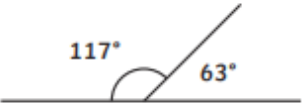
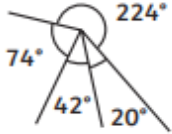
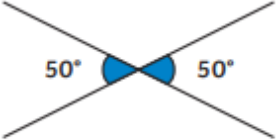
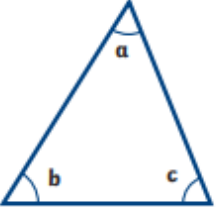
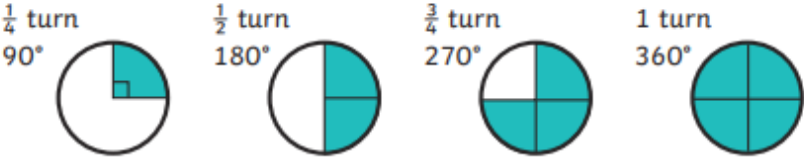
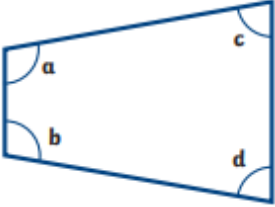



Year 6 Properties of Shape Knowledge Organiser.

Properties of Shapes	Knowledge Organiser		
Key Vocabulary	Angle Types		
angle right angle acute obtuse reflex protractor horizontal vertical parallel perpendicular polygon regular irregular two-dimensional three-dimensional flat face curved surface edge curved edge vertex vertices apex radius diameter circumference	 <p>Acute Angles Any angle that measures less than 90° is called an acute angle.</p>	 <p>Obtuse Angles Any angle that measures greater than 90° and less than 180° is called an obtuse angle.</p>	 <p>Reflex Angles Any angle that measures greater than 180° is called a reflex angle.</p>
Calculating Angles		Angles in a Triangle	
 <p>Angles on a straight line always total 180°.</p>		 <p>Angles around a point always total 360°.</p>	
 <p>Opposite angles that share a vertex are equal.</p>		 <p>a + b + c = 180°</p>	
Multiples of 90°		Angles in a Quadrilateral	
 <p>Multiples of 90° can be used as descriptions of a turn.</p>		 <p>a + b + c + d = 360°</p>	
			

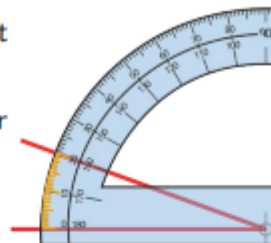
Properties of Shapes

Using a Protractor

Place the cross or circle at the point of the angle you are measuring.

Read from the zero on the outer scale of your protractor.

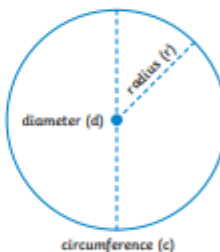
Count the degree lines carefully.



Parts of Circles

A circle is a 2D shape. The perimeter of a circle is called the **circumference** (c). The distance across the circle, passing through the centre, is called the **diameter** (d).

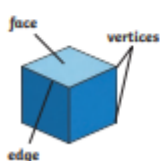
The distance from the centre of the circle to the circumference is called the **radius** (r).



$$r \times 2 = d$$

$$\frac{d}{2} = r$$

Nets of 3D Shapes



A shape net shows which 2D shapes can be folded and joined to make a 3D shape. When you are drawing a net, or solving a problem involving a shape net, think carefully about where the edges of the faces meet.

visit [twinkl.com](https://www.twinkl.com)

Knowledge Organiser

Angles in Regular Polygons

As the number of sides of a polygon increases by one, the total of the interior angles increases by 180° . When n = number of sides, this formula can be used to find the size of each angle in a **regular polygon**:

$$\text{Sum of Interior Angles} = (n - 2) \times 180^\circ$$

$$\text{Each Angle} = \frac{(n - 2) \times 180^\circ}{n}$$



Pentagon

$$n = 5$$

$$(5 - 2) \times 180^\circ = 540^\circ$$

$$540^\circ \div 5 = 108^\circ$$



Hexagon

$$n = 6$$

$$(6 - 2) \times 180^\circ = 720^\circ$$

$$720^\circ \div 6 = 120^\circ$$

Properties of 3D Shapes

3D shapes have three dimensions – **length, width and depth**.

A **polyhedron** is a 3D shape with flat faces. Spheres, cylinders and cones are not polyhedrons as they have curved surfaces.

Cube 6 square faces 12 edges 8 vertices	Tetrahedron 4 triangular faces 6 edges 4 vertices	Sphere 1 curved surface 0 edges 0 vertices
Cuboid 6 faces 12 edges 8 vertices	Octahedron 8 faces 12 edges 6 vertices	Triangular prism 5 faces 9 edges 6 vertices
Square-based pyramid 5 faces 8 edges 5 vertices	Cone 1 circular face 1 curved surface 1 curved edge 1 apex	Cylinder 2 circular faces 1 curved surface 2 curved edges 0 vertices